

# City of Pharr

## Traffic Calming

### Speed Cushion Program

---

The City of Pharr's goal is to improve mobility safety across all modes of travel in a way that fits the neighborhood environment through retrofitting residential streets with "traffic calming features and other devices and treatments.


"Traffic Calming" refers to modifying streets in such a manner as to reduce the negative effects of cut-through and/or high speed traffic while enhancing the safety for pedestrians and bicyclists alike. Such efforts are typically aimed at reducing vehicle speeds and/or the volume of non-local traffic residential areas.

Various treatments can be applied to address specific problems. Speeding problems can be addressed by changing vertical alignment or horizontal alignments. Speed humps, speed cushions, traffic circles and medians may effectively reduce operating speeds. Cut-through traffic problems can be addressed by blocking certain movements that divert traffic to streets designed to handle the higher volumes. Street closures and diverters may help reduce or eliminate cut-through traffic. Visual Obstructions can be addressed by extending curbs in certain areas to provide better visibility while also slowing through speeds.

Traffic calming features are only appropriate on two-lane, residential "local" streets. With the exception of "collectors" or major thoroughfares which will be based on approval by the Traffic Safety Committee.

#### **Speed Cushions**

Speed cushions are [traffic calming](#) devices designed as several small speed cushions installed across the width of the road with spaces between them. They are generally installed in a series across a roadway resembling a split speed hump. The design of speed cushions forces cars to slow down as they ride with one or both wheels on the cushions. However, the wider axle of emergency vehicles such as fire engines and ambulances allows them to straddle the cushions without slowing down or increasing response times. Although the newest available



# City of Pharr

## Traffic Calming

### Speed Cushion Program

---

[Traffic calming](#) speed cushions are rapidly growing in popularity due to their ability to slow cars without affecting emergency vehicles.

#### **Emergency Services**

Because speed cushions may have a negative effect on Fire and Emergency Medical Services vehicles, care must be exercised in not locating speed cushions on routes where there is relatively frequent use by such vehicles.

#### **Request Speed Cushion:**

If you wish to request a speed cushion study be performed on your street please download the form below and mail it back to us or call 956-787-9772 to have the city mail a form to you. The form will indicate some of the details of your request and a preliminary show of support from your neighbors. Once the form has been completed and returned to the city, staff will analyze the street to determine its eligibility status. If it is eligible, it will be considered, along with many others, for funding in the upcoming fiscal year.

#### **Speed Cushion Request Form**

If you would like additional information relating to the whole process in order to have speed cushions installed on your street, please review the following document.


[Speed Cushion Policy \(English\)](#)

[Speed Cushion Policy \(Spanish\)](#)

[Final Canvassing Form](#)

#### **Speed Cushion Removal:**

Speed Cushions may be removed at the request of 67 percent of the residents on the street. *In addition, it will disqualify that particular street segment on reapplying for installation of speed cushions for a minimum period of 5 (five) years.* To obtain additional information you can call 956-787-9772 or email the [Traffic Operations Division](#).



# Traffic Calming Speed Cushion Policy

---

*A speed cushion is a gentle rise and fall of pavement surface placed in the roadway to reduce the speed of vehicles. In local test and in other cities, it is found to be successful in reducing speed while allowing motorists safe operation of a vehicle.*

## **Step One: Request**


A request for Speed Cushions begins by completing a "Request for Speed Cushion Investigation" form. The form is available by calling 956-787-9772 or can be downloaded from the city's website at [www.pharr-tx.gov](http://www.pharr-tx.gov).

Requests can be made by a group of property owners located on the street requesting speed cushions. A designated contact person shall be identified and shall be responsible for gathering evidence of support along with all correspondence. Only request forms supplied by the Department of Public Works or exact copies may be used for this purpose. Request forms should be submitted to the Traffic Operations Division at the following address:

**Public Works Department  
Traffic Operations Division  
Attn: Speed Cushion Processing Request  
P.O. Box 1729  
Pharr, TX 78577**

The request must be for a specific street segment and should include, at a minimum the following information:

- The requested street name
- The boundary of the street segment (example, between Bus 83 and Bell Ave)
- Name of contact person
- Address of contact person
- Daytime phone number of contact person
- Evidence of neighborhood support (ten individual signatures representing 10 different residents whose property abuts the street segment in question)
- Signature of contact person



# Traffic Calming Speed Cushion Policy

---

Requests will be evaluated on an annual basis. ***However, the schedule and process do not preclude the Director of Public Works from requesting the installation of speed cushions when and where it is deemed necessary outside the procedures of this program to the Traffic Safety Committee.***

## **Step Two: Eligibility (A)**

In order for a request to qualify for consideration, the street must meet criteria set by the Department of Public Works. It is the responsibility of the Department of Public Works to conduct an evaluation to determine if the street segment meets the following minimum criteria:

- The street segment must be primarily a residential street which provides direct access to residential properties, or as determined by Public Works Director.
- The street segment must have no more than one moving lane of traffic in each direction of travel
- The street segment may not be designated as an arterial street on the Major Thoroughfare Plan
- The street shall have a speed limit of 30 mph with a length of 660' (feet) minimum.
- The street segment must not be so close to a Critical Facility such as Fire Department, Police Department, Ambulance or Emergency response building as to significantly interfere with emergency vehicle operations.
- The street segment must be long enough to comply with the minimum placement procedures described in Step Five. The measured length shall be continuous with a minimum of 660' (feet) without interruption by a regulatory traffic control device.

Only those requests meeting all the eligibility requirements will proceed to Step Three "Funding". If a request is denied, applicants will not be able to reapply to the speed cushions program for the following five (5) years unless there is considerable change in conditions.



# Traffic Calming Speed Cushion Program


---

## **Step Two: Eligibility (B)**

To evaluate the merit of installing speed cushions, it is recommended that eligible requests be ranked to determine priority levels. Some of the speed cushions eligibility requirements are listed below:

Ranking System		
Criteria	Points	Basis for point assignment
Speed	0-30	85 <sup>th</sup> percentile speed exceed posted speed limit; 2 points assigned for every 1 mph
Volume	0-25	Average daily volume ( 1 point assigned for every 120 vehicles)
Crashes	0-10	1 point for every crash reported within past 3 years
Elementary Middle School	0-10	5 points assigned for each school crossing on the project street
Pedestrian Generators	0-15	5 points assigned for each public facility ( parks, community centers, high school, commercial site)
Pedestrian Facility	0-10	5 points assigned if there is no continuous sidewalk on one side 10 points assigned if there is no continuous sidewalk on both sides
Total Points Possible	100	

***Special consideration MAY BE taken when determining installation of speed cushions if they will be in close proximity to schools, parks, playgrounds or other land uses where a high number of pedestrian traffic could be present.***



# Traffic Calming Speed Cushion Policy

---

## **Step Three: Funding**

All proposed approved projects will be scheduled for construction accordingly based on the speed cushion program ranking matrix system. An eligible project may be expedited if the applicants choose to pay for 100% of the estimated cost of the installation. Expedited projects will be constructed following deposit of funding.

## **Step Four: Level of Support**

If the City of Pharr, Traffic Safety Committee determines the street to be eligible and funding has been identified according to Step Two "Eligibility", and funding identified per Step Three "Funding"; the requestor will be required to canvass the owners for approval. Only canvassing forms supplied by the Department of Public Works will be used for this purpose and each form must be notarized before it is turned in. A street must show 67% approval prior to installation.

## **Step Five: Speed Cushion Location**

It is the responsibility of the Traffic Safety Committee to determine the final location of all speed cushions in accordance with the following safe engineering principles.

- Speed cushions will usually be placed an average of 300 feet apart
- A speed cushion will not be located in front of a driveway or within an intersection
- Speed cushions will not be located within 250 feet of a regulatory traffic control device or within 50 feet of an intersection
- A speed cushion will not be located adjacent to a property if the occupant objects to its placement unless deemed necessary by Director of Public Works.
- Speed cushions should not be placed within 6 feet of a driveway
- Speed cushions will typically be placed at property lines.
- Speed cushions will not be placed within a curved section of roadway.



# Traffic Calming Speed Cushion Policy

---

- “No Parking” signs may be placed within 50 feet of the approaching side of the speed cushion if deemed necessary for safety of the driver

## **Additional Information**

The process for speed cushion removal or alteration by residents is the same as the process for installation. Funding will be required before a speed cushion is removed or relocated. The cost to remove or relocate the speed cushions will include the cost to repair the pavement by milling and overlaying the section of roadway.

The Department of Public Works shall prepare and maintain current design standards for speed cushions in accordance with this installation procedure.

# Request for Speed Cushion Investigation



*Traffic Operations Division*

*City of Pharr*

*Speed Cushion Program*

*801 East Sam Houston Blvd.*

*Pharr, Texas 78577*

## Request for Speed Cushion Investigation

The following is a request form for speed cushions (please feel free to submit this form as a formal request). Each request must contain the completed information as indicated in sections A, B and C. The request will be processed in accordance with the provisions of the Speed Cushion Policy.

### A. Street Study Information

Each request must provide the name of the street on which a study is requested, and the boundaries of the street segment. Traffic studies will be conducted only within the boundaries indicated. Please use street names for boundary limits, not block ranges.

**Requested Street:** \_\_\_\_\_

**Boundary Area: From:** \_\_\_\_\_

**To:** \_\_\_\_\_

<b>EXAMPLE</b>	<u>Requested Street</u>	
	Smith Street	Requested Street: Smith St.
		Boundary Area:
		From: 1 <sup>st</sup> Ave.
		To: 5 <sup>th</sup> Ave.
	1 <sup>st</sup> Ave. ← Boundary of Study Area → 5 <sup>th</sup> Ave.	



## B. Evidence of Neighborhood Support

Please provide evidence of neighborhood support for participation in the program. The attached form can be used for this request. Evidence of support must be within the study area as identified in Section A.

We the undersigned owners and residents of \_\_\_\_\_ hereby offer our support for our neighborhood's participation in the Speed Cushion Program.

Please secure at least ten signatures representing ten different households from residents whose property abuts the street segment in question.

_____	_____	_____	<input type="checkbox"/>	<input type="checkbox"/>	_____
Printed Name	Daytime Phone	Address	Owner	Resident	Signature
_____	_____	_____	<input type="checkbox"/>	<input type="checkbox"/>	_____
Printed Name	Daytime Phone	Address	Owner	Resident	Signature
_____	_____	_____	<input type="checkbox"/>	<input type="checkbox"/>	_____
Printed Name	Daytime Phone	Address	Owner	Resident	Signature
_____	_____	_____	<input type="checkbox"/>	<input type="checkbox"/>	_____
Printed Name	Daytime Phone	Address	Owner	Resident	Signature
_____	_____	_____	<input type="checkbox"/>	<input type="checkbox"/>	_____
Printed Name	Daytime Phone	Address	Owner	Resident	Signature
_____	_____	_____	<input type="checkbox"/>	<input type="checkbox"/>	_____
Printed Name	Daytime Phone	Address	Owner	Resident	Signature
_____	_____	_____	<input type="checkbox"/>	<input type="checkbox"/>	_____
Printed Name	Daytime Phone	Address	Owner	Resident	Signature
_____	_____	_____	<input type="checkbox"/>	<input type="checkbox"/>	_____
Printed Name	Daytime Phone	Address	Owner	Resident	Signature
_____	_____	_____	<input type="checkbox"/>	<input type="checkbox"/>	_____
Printed Name	Daytime Phone	Address	Owner	Resident	Signature

\_\_\_\_\_  
Printed Name                      Daytime Phone   Address                      ☐ ☐ \_\_\_\_\_  
Owner Resident                      Signature

### C. Contact Person Information

Each request must provide a contact person who lives on the requested street within the study area boundary. Please provide the name, address, and telephone number of the duly authorized representative of the neighborhood association. The contact person will receive all correspondence and will be responsible for gathering evidence of support when requested.

**Name:** \_\_\_\_\_

**Address:** \_\_\_\_\_

**Pharr, Texas 78577                      Phone #:** \_\_\_\_\_

I agree to be the contact person for the above request, and I understand that a request may not automatically be withdrawn from consideration once a study determines the street to be eligible for speed cushions.

\_\_\_\_\_  
Signature    Date

# Final Canvassing Form for Speed Cushions

*Traffic Operations Division*

*City of Pharr*

*Speed Cushion Program*

*801 East Sam Houston Blvd.*

*Pharr, Texas 78577*



## Final Canvassing for Support

Street: \_\_\_\_\_

Boundary Area: (from): \_\_\_\_\_ (to): \_\_\_\_\_

*The City of Pharr is conducting a survey to determine the level of support for speed cushion installation on the street adjacent to your address. One of the speed cushions and sign may be located next to your residence; therefore, we are asking for your comments. Speed cushions are an effective and appropriate treatment for safely reducing speeds on certain types of streets when installed according to the Speed Cushion Installation Policy.*

As per the Speed Cushion Installation Policy, we are seeking to determine if a minimum of 67% of the households on the street support the installation of speed cushions. Please indicate your preference on the appropriate space below.

## A. Evidence of Support

Please check only ONE (1) box. Checking both boxes will be assumed as opposition to speed cushion on your street.

**\*\* Please Note that your opposition to speed humps/cushions does not apply to the installation of an advance speed cushion warning sign at your residence.**

_____	_____	_____	<input type="checkbox"/>	<input type="checkbox"/>	_____
Printed Name	Daytime Phone	Address	Owner Resident		Signature
_____	_____	_____	<input type="checkbox"/>	<input type="checkbox"/>	_____
Printed Name	Daytime Phone	Address	Owner Resident		Signature
_____	_____	_____	<input type="checkbox"/>	<input type="checkbox"/>	_____

Printed Name	Daytime Phone	Address	Owner Resident	Signature
_____	_____	_____	<input type="checkbox"/> <input type="checkbox"/>	_____
Printed Name	Daytime Phone	Address	Owner Resident	Signature
_____	_____	_____	<input type="checkbox"/> <input type="checkbox"/>	_____
Printed Name	Daytime Phone	Address	Owner Resident	Signature
_____	_____	_____	<input type="checkbox"/> <input type="checkbox"/>	_____
Printed Name	Daytime Phone	Address	Owner Resident	Signature
_____	_____	_____	<input type="checkbox"/> <input type="checkbox"/>	_____
Printed Name	Daytime Phone	Address	Owner Resident	Signature
_____	_____	_____	<input type="checkbox"/> <input type="checkbox"/>	_____
Printed Name	Daytime Phone	Address	Owner Resident	Signature
_____	_____	_____	<input type="checkbox"/> <input type="checkbox"/>	_____
Printed Name	Daytime Phone	Address	Owner Resident	Signature
_____	_____	_____	<input type="checkbox"/> <input type="checkbox"/>	_____
Printed Name	Daytime Phone	Address	Owner Resident	Signature
_____	_____	_____	<input type="checkbox"/> <input type="checkbox"/>	_____
Printed Name	Daytime Phone	Address	Owner Resident	Signature
_____	_____	_____	<input type="checkbox"/> <input type="checkbox"/>	_____
Printed Name	Daytime Phone	Address	Owner Resident	Signature
_____	_____	_____	<input type="checkbox"/> <input type="checkbox"/>	_____
Printed Name	Daytime Phone	Address	Owner Resident	Signature
_____	_____	_____	<input type="checkbox"/> <input type="checkbox"/>	_____
Printed Name	Daytime Phone	Address	Owner Resident	Signature
_____	_____	_____	<input type="checkbox"/> <input type="checkbox"/>	_____

Printed Name	Daytime Phone	Address	Owner Resident	Signature
_____	_____	_____	<input type="checkbox"/> <input type="checkbox"/>	_____
Printed Name	Daytime Phone	Address	Owner Resident	Signature
_____	_____	_____	<input type="checkbox"/> <input type="checkbox"/>	_____
Printed Name	Daytime Phone	Address	Owner Resident	Signature
_____	_____	_____	<input type="checkbox"/> <input type="checkbox"/>	_____
Printed Name	Daytime Phone	Address	Owner Resident	Signature
_____	_____	_____	<input type="checkbox"/> <input type="checkbox"/>	_____
Printed Name	Daytime Phone	Address	Owner Resident	Signature
_____	_____	_____	<input type="checkbox"/> <input type="checkbox"/>	_____
Printed Name	Daytime Phone	Address	Owner Resident	Signature
_____	_____	_____	<input type="checkbox"/> <input type="checkbox"/>	_____
Printed Name	Daytime Phone	Address	Owner Resident	Signature
_____	_____	_____	<input type="checkbox"/> <input type="checkbox"/>	_____
Printed Name	Daytime Phone	Address	Owner Resident	Signature
_____	_____	_____	<input type="checkbox"/> <input type="checkbox"/>	_____
Printed Name	Daytime Phone	Address	Owner Resident	Signature
_____	_____	_____	<input type="checkbox"/> <input type="checkbox"/>	_____
Printed Name	Daytime Phone	Address	Owner Resident	Signature
_____	_____	_____	<input type="checkbox"/> <input type="checkbox"/>	_____
Printed Name	Daytime Phone	Address	Owner Resident	Signature
_____	_____	_____	<input type="checkbox"/> <input type="checkbox"/>	_____
Printed Name	Daytime Phone	Address	Owner Resident	Signature
_____	_____	_____	<input type="checkbox"/> <input type="checkbox"/>	_____

_____	_____	_____	<input type="checkbox"/>	<input type="checkbox"/>	_____
Printed Name	Daytime Phone	Address	Owner	Resident	Signature
_____	_____	_____	<input type="checkbox"/>	<input type="checkbox"/>	_____
Printed Name	Daytime Phone	Address	Owner	Resident	Signature
_____	_____	_____	<input type="checkbox"/>	<input type="checkbox"/>	_____
Printed Name	Daytime Phone	Address	Owner	Resident	Signature
_____	_____	_____	<input type="checkbox"/>	<input type="checkbox"/>	_____
Printed Name	Daytime Phone	Address	Owner	Resident	Signature

## B. Contact Person Information

Each request must provide a contact person who lives on the requested street within the study area boundary. Please provide the name, address, and telephone number of the duly authorized representative of the neighborhood/group. The contact person will receive all correspondence and will be responsible for gathering evidence of support when requested.

**Name:** \_\_\_\_\_

**Address:** \_\_\_\_\_

**Pharr, Texas 78577**                      **Phone #:** \_\_\_\_\_

I agree to be the contact person for the above request, and I understand that a request may not automatically be withdrawn from consideration once a study determines the street to be eligible for speed cushions.

_____	_____
Signature	Date