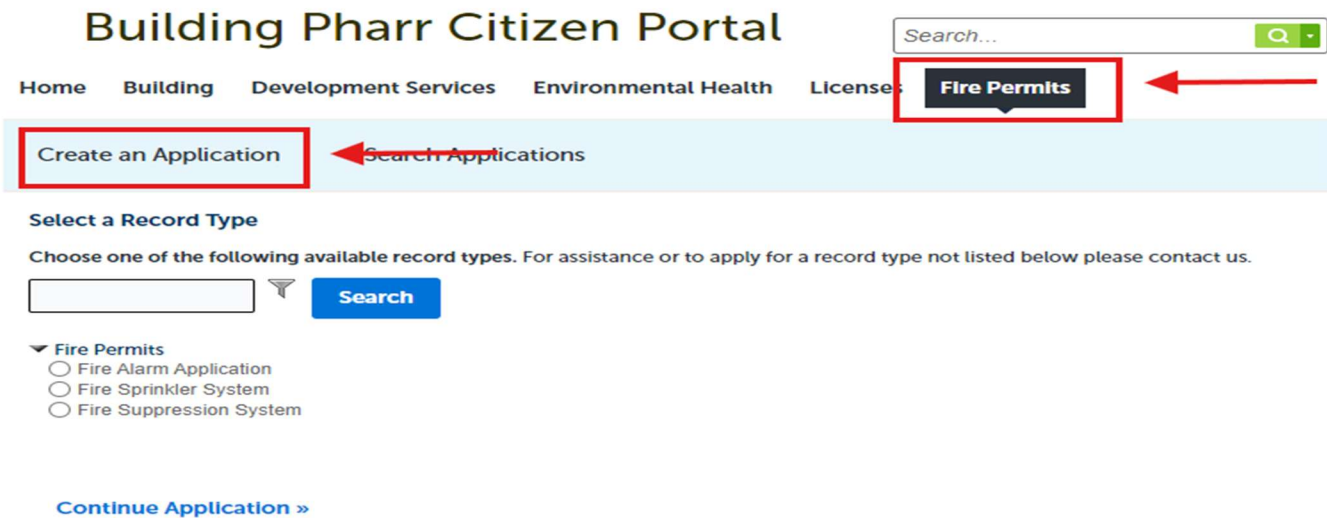


Fire Department – Online Applications

- Create an account on the BuildingPharr.com website. If an account already exists, please proceed to next step.

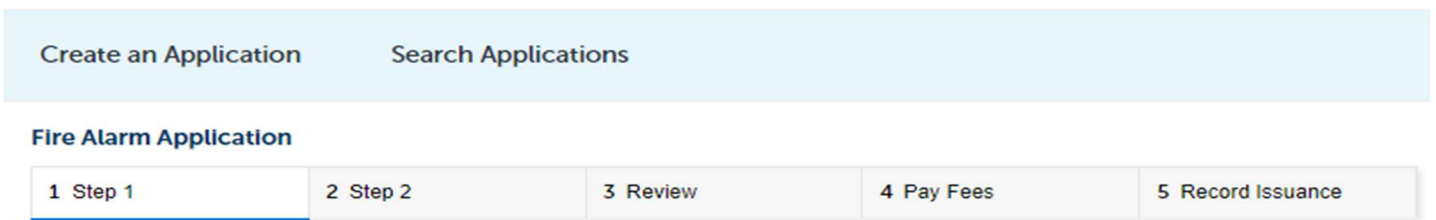


- Once completed, click on the “Fire Permits” tab and create an application by selecting the permit type.



FOR FIRE ALARM INSTALLATION OR RENEWALS:

- Complete each step with the appropriate information.



Step 1- Fill out Contact Information

Step 2-

- Enter all required business information.
- We require at least (2) emergency contacts from the business.

- For installations, please upload your fire alarm plans. **Only one plan per application, please create a new application if submitting for other locations.**

Step 3- Review the information.

Step 4- Click submit to complete your application. Our personnel will review your submission and provide the applicable fee.

- Revisit your account to pay your fee. Your permit will be available on the portal within 1-2 business days.

Create an Application **Search Applications** ←

Records

Showing 1-3 of 3 | [Download results](#) | [Add to collection](#)

<input type="checkbox"/>	Date	Record Number	Record Type	Description	Project Name	Expiration Date	Status	Action
<input type="checkbox"/>	██████	FAAP-2026-██████	Fire Alarm Application		TEST		Transferred to ESO	Pay Fees Du

Create an Application

Record FAAP-2026-00003: [Add to collection](#)
Fire Alarm Application
Record Status: Transferred to ESO

Record Info Payments Custom Component

Record Details

Processing Status

Related Records

Attachments

Inspections

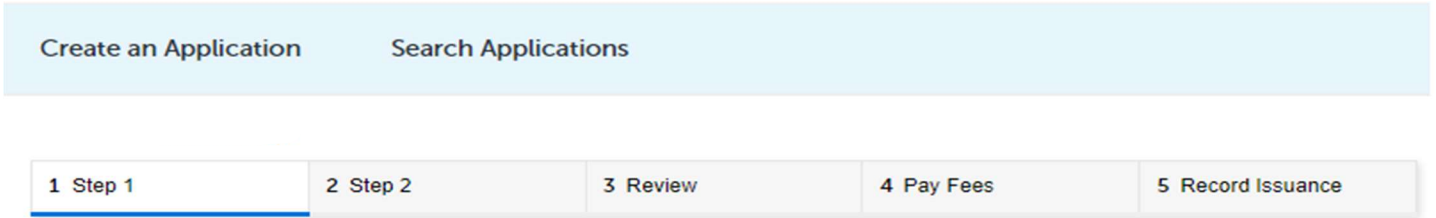
Valuation Calculator

ID	Record Type	Entity Type	Type	Size	Latest Update	Action
2026-00003-1770312604304.pdf	Fire Alarm Application	Record	Plans	27.06 KB	02/18/2026	Action
Plans.pdf	FAAP-2026-00003	Fire Alarm Application	Permit	18.47 MB	03/30/2026	Action

Add

FOR SPRINKLER & SUPPRESSION PLANS:

➤ Complete each step with the appropriate information.



Step 1- Fill out Contact Information

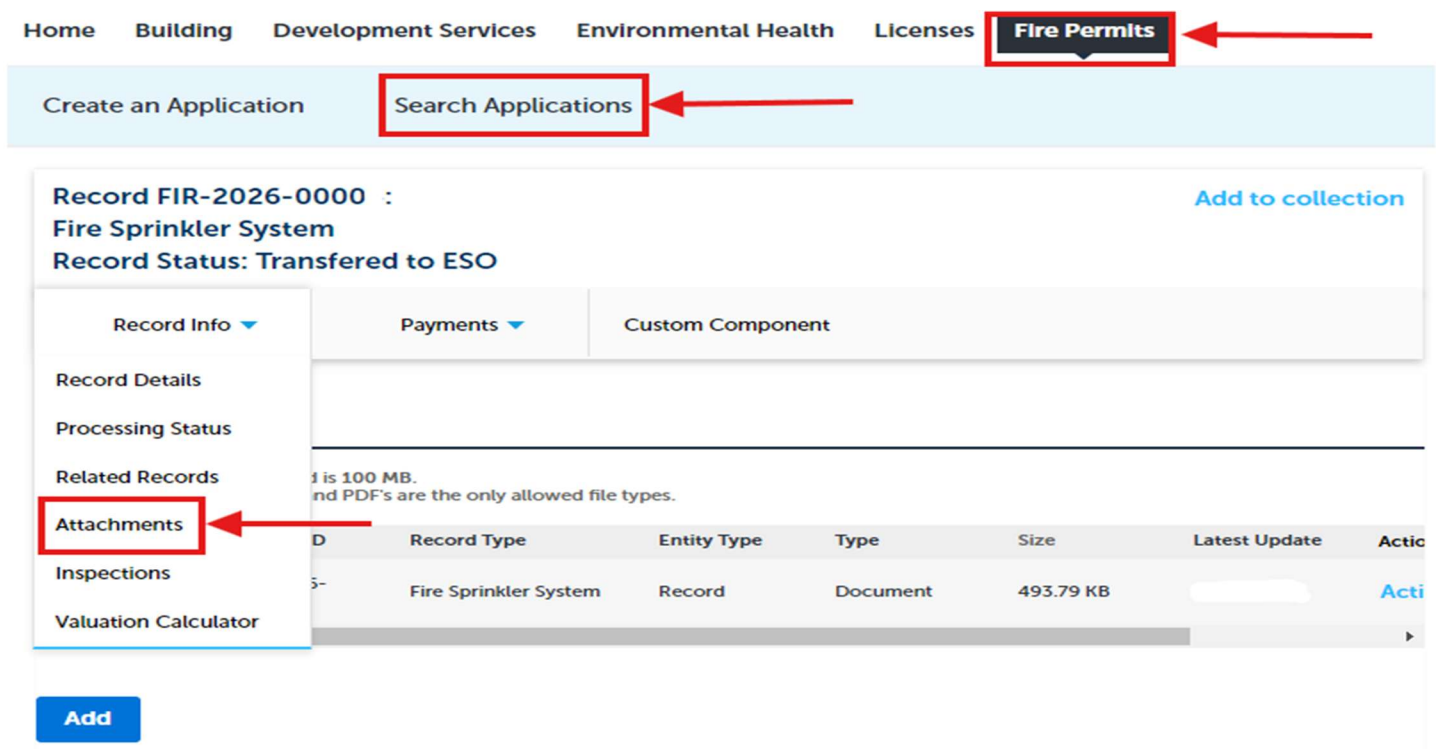
Step 2-

- Enter all required business information.
- Please upload your plans. **Only one plan per application, please create a new application if submitting for other locations.**

Step 3- Review the information.

Step 4- Click submit to complete your application. Our Fire Marshals will review your submission and provide a report with the approval or denial.

➤ Revisit your account to view your report.



Please note that there are **no fees** for sprinkler or suppression plan submittals.